













Appendix B

Looking After the Environment								
2004/05	2005/06	2005/06 change since 2004/05	PI Ref.	PI Description	Q1	Q1 change since 2005/06	2006/07 Target	Performance to Target
14.10	15.75	✓	BV082ai	% household waste recycled	15.67	✗	17.00	●
N/a	41790.70	N/a	BV082aii	household waste recycled	41729.70	✗	44761.68	●
4.38	10.23	✓	BV082bi	% household waste composted	11.92	✓	10.00	★
N/a	27135.30	N/a	BV082bii	household waste composted	31534.30	✓	28963.44	●
0.05	0.08	✓	BV082ci	% household waste energy recovered	0.09	✓	0.10	▲
N/a	200.00	N/a	BV082cii	household waste energy	230.00	✓	263.30	▲
81.47	73.95	✓	BV082di	% waste landfilled	72.32	✓	71.90	●
N/a	196217.00	N/a	BV082dii	household waste landfilled	190571.00	✓	189315.57	●
575.34	534.00	✓	BV084a	household waste collection	530.75	✓	530.00	●
N/a	-7.17	N/a	BV084b	household waste % change	-7.06	✗	-0.75	★
41.79	47.33	✗	BV087	cost of waste disposal per tonne	N/a	N/a	52.75	N/a
24797000.00	24693724.00	✗	BV102	local bus passngr journeys / year	24884807.00	✓	25400000.00	▲
72.00	65.25	✗	BV109a	% planning applications - major	68.91	✓	73.00	▲
93.90	97.80	✓	BV165	% crossings adapted	N/a	N/a	100.00	N/a
60.60	72.20	✓	BV178	% footpaths etc. easy to use	67.30	✗	74.00	▲
45.86	27.93	✓	BV187	condition of surface footway	N/a	N/a	45.00	N/a
N/a	1.00	N/a	BV200a	Plan making - development plan	Yes	➡	Yes	●
N/a	1.00	N/a	BV200b	Plan making - milestones	Yes	➡	Yes	●
N/a	1.00	N/a	BV200c	Plan making - monitor report	Yes	➡	Yes	●
N/a	2.47	N/a	BV215a	Rectify street lights - non-DNO	2.50	✗	2.70	●
N/a	11.37	N/a	BV215b	Rectify street lights - DNO	10.07	✓	20.00	★
N/a	5.00	N/a	BV223	% principal roads maintenance	N/a	N/a	4.90	N/a
N/a	10.00	N/a	BV224a	% non-principal road maintenance	N/a	N/a	N/a	N/a

Looking After the Environment								
2004/05	2005/06	2005/06 change since 2004/05	PI Ref.	PI Description	Q1	Q1 change since 2005/06	2006/07 Target	Performance to Target
N/a	18.17	N/a	BV224b	% unclassified road maintenance	N/a	N/a	19.00	N/a

Key to Symbols and Colours

	increasing, improved performance		decreasing, deteriorating performance		no change
	decreasing, improved performance		increasing, deteriorating performance		
	performance worse than target (outside tolerance)				bottom quartile position
	performance within tolerance levels				third quartile position
	performance better than target (outside tolerance)				second quartile position
					top quartile position